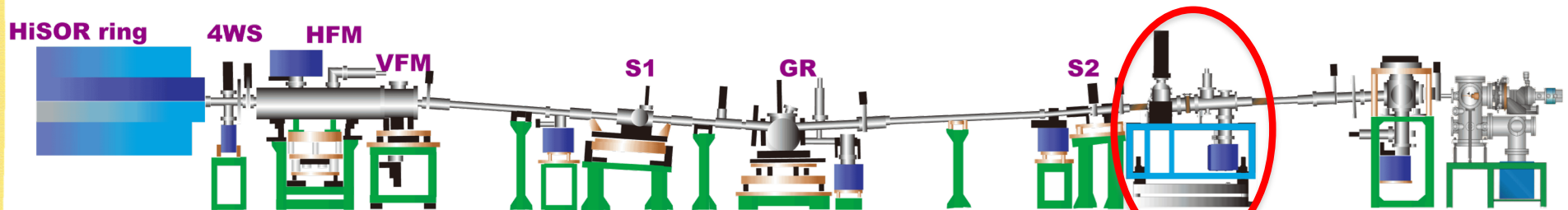
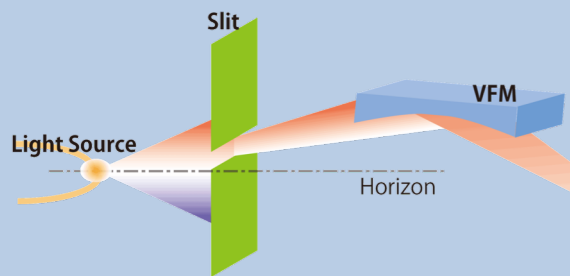


# HiSOR-BL14 (soft X-ray beamline)



Monochromated soft X-ray beam

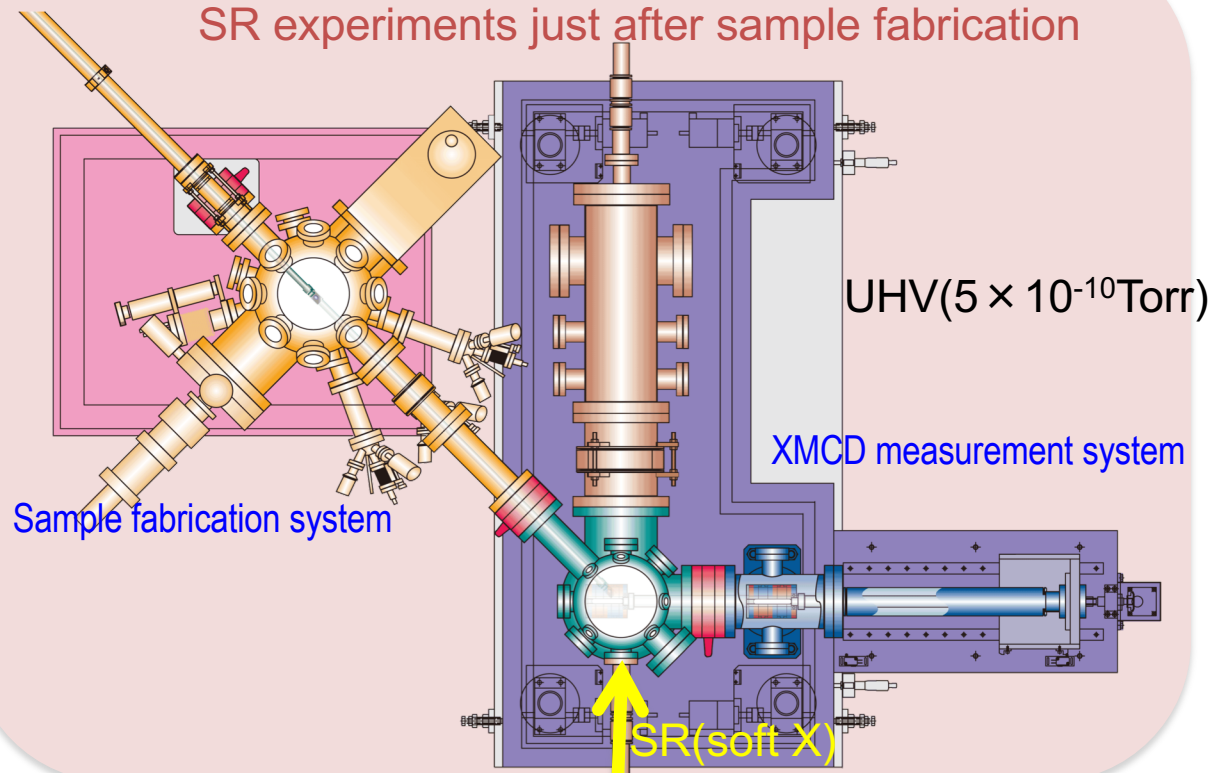
XMCD station



Circular polarization  
 $P_c=0.7$ (typical)  
precision of 3% / accuracy of 5%

Photon energy  
400-1200eV  
 $\Delta E=300\text{meV}$   
(@875eV, Slit=50mm)

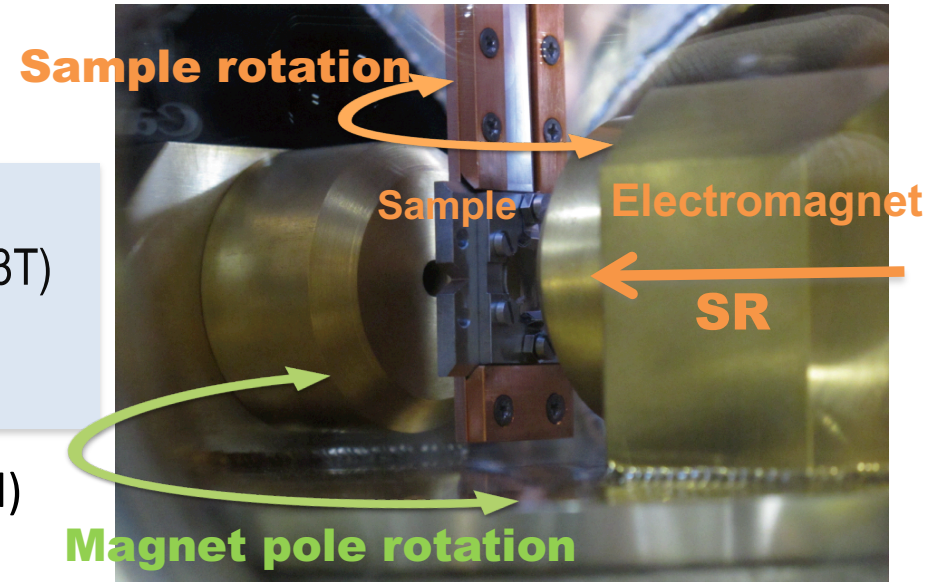
*In-situ* experiment  
SR experiments just after sample fabrication

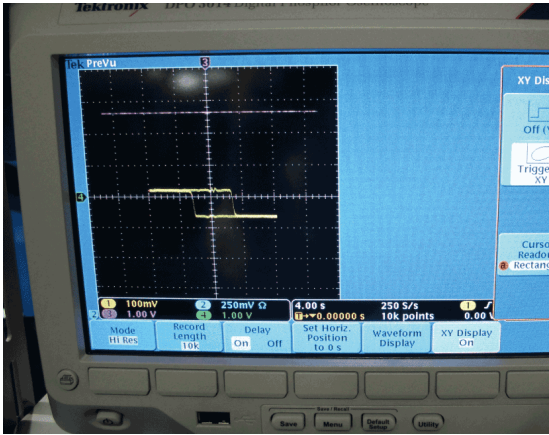
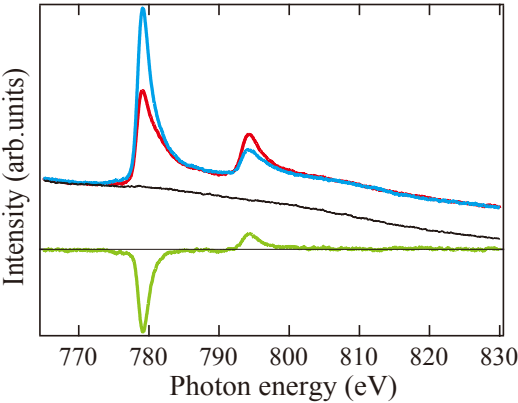


# XMCD measurement

XAS Total electron yield method  
 Magnetic field Electromagnet (variable field  $\pm 0.3\text{T}$ )  
 Permanent magnet ( $\pm 1.1\text{T}$ )  
 Temperature 80K to R.T. (liq. N<sub>2</sub> cooling)

Mag. Direction  $\Theta = 0\text{deg.}$  (SR // mag. field)  
 $30\text{deg.} < \Theta < 90\text{deg.}$



	M-H curves	XMCD spectra
Photon energy	Fixed at the absorption edge	<b>Energy scan</b>
Magnetic field	<b>AC sweep</b>	Fixed/switched ( $\pm 0.3\text{T}$ )
Experimental data		
	Magnetic properties	Magnetic moment

# HiSOR-BL14 XMCD measurement system

