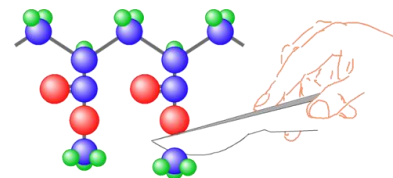
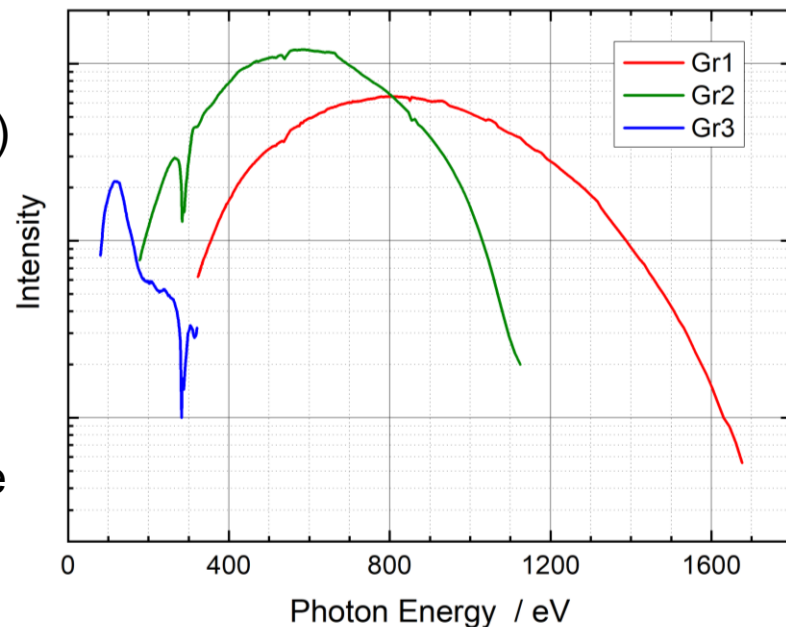


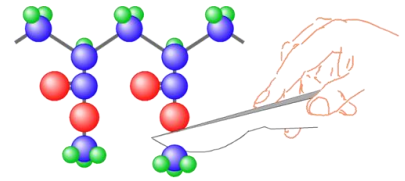
Surface Photoscience Spectroscopy Beamline 13 (BL-13)



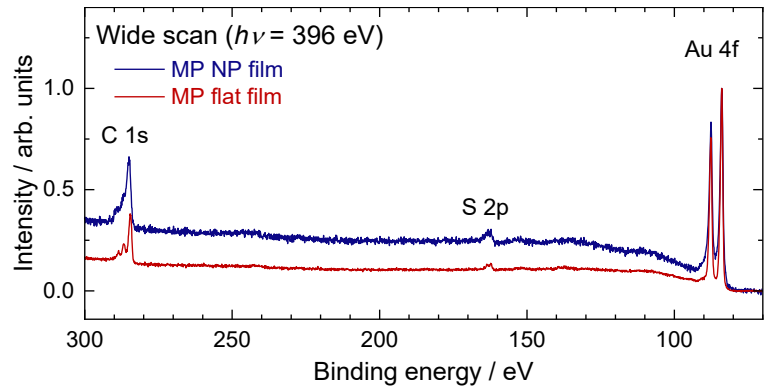

- ❑ Photon energy : 60 eV \sim 1200 eV (Dragon-type spherical grating monochromator)
- ❑ $E/\Delta E$: more than 3000 (C K-edge)
- ❑ Linear polarization : more than 95% (C K-edge)
- ❑ Sample temperature : 100 K \sim
- ❑ Sample size : 5x5 \sim 10x20 mm²
- ❑ XAS, XPS, and AES measurements of light-element materials
- ❑ One of the few beamlines in Japan capable of XAS measurements on ultrathin samples at the carbon K-edge
- ❑ Utilized for research and undergraduate/graduate education



Measurements primarily with organic molecules: ranging from monolayers to condensed films, nanocrystals, biomolecules, cells, ionic liquids, and organic-inorganic hybrid nanoparticles.



- ❑ XAS (NEXAFS) by
 - Transmission,
 - Total electron yield (drain current),
 - partial electron yield,
 - Ion yield,
 - Fluorescence yield
- ❑ XPS and AES by hemispherical electron energy analyzer
- ❑ Pulse field ion TOF measurement
- ❑ Electron-ion coincidence measurement
- ❑ LEED are also available



S.Tendo, Phys. Chem. Chem. Phys., 27, 388 (2025).

